




AIR DRYER FILTER



Please follow setup procedure before use:

- 1) Unscrew the golden end cap from the filter tube and take out the internal spring-spacer. It may be necessary to remove both end caps and use the level stick to push the spring-spacer out.
- 2) With the silver end cap in place, insert 5 x black carbon filters into the filter tube and compact with the level stick.
- 3) In a well ventilated space, open a drying media sachet and pour the contents into the tube.


Note: Check the fill level using the line on the level stick and discard some drying media if necessary.
- 4) Insert the remaining 1 x black carbon filter, then reinsert the spring-spacer (white end down).
- 5) Insert the white particulate filter into the brass fitting in the golden end cap, then replace end cap on the filter tube.
- 6) Remove the original EC-3000 hose from the water separator tower and replace with the included short hose. Next, connect the free end of the short hose to the silver end cap of the filter tube.
- 7) Attach the filter tube to EC-3000 frame with provided mounting clips.
- 8) Attach the original long hose to the golden end cap of the filter tube.


During use:

- Ensure the filter tube is mounted in a vertical orientation with the golden end cap pointing upwards.
- Always depressurise the system via the bleed screw on the compressor (upstream of the filter) before disconnecting or depressurising at the fill probe.
- Open the bleed screw on the compressor momentarily to drain moisture whenever prompted by the time-out during long fills.

After 3 Months or 10 hours of use (whichever comes first):

Empty the filter by removing it from the EC-3000 frame, undoing both end caps removing the carbon filters and pouring the spent media into a dry bin (not into water); using the level stick to help push out the contents if necessary.





WARNING

- Do not use above rated pressure of 4500 psi
- Do not dispose of drying media into water or drains
- Ensure filter tube is dry before adding drying media
- Do not combust drying media
- Do not consume drying media
- Do not inhale drying media dust
- Drying media may cause skin, eye and respiratory irritation on contact
- Keep out of reach of children and animals

SCAN TO WATCH SETUP GUIDE

